

STATUS OF LGBTQ HEALTH: SANTA CLARA COUNTY 2013

Findings for LGBTQ Older Adults

LGBTQ health assessment

2

- Historically, very limited data available on LGBTQ health in Santa Clara County
- Board President Ken Yeager, State of the County 2013
- *First* health assessment of Lesbian, Gay, Bisexual, Transgender and Queer SCC residents
- Goal: understand health needs of LGBTQ residents to identify priorities, strategies, and resources to address disparities


Timeline

3

- ❑ **August 5:** First Steering Committee Meeting
- ❑ **August 17-18:** Adult paper survey administered at San Jose PRIDE
- ❑ **August 28:** Community stakeholder meeting and community conversations
- ❑ **September-October:** Online LGBTQ adult survey in English, Mandarin, Spanish & Vietnamese
- ❑ **September-November:** Key Informant Interviews and additional community conversations
- ❑ **November 14:** Community Forum (i.e. recommendations and strategy development)
- ❑ **December 20:** Final Report

Community engagement and participation

4



**3 Co-chairs
Steering Committee
(N=27)**



SCCPHD



Data collection



**Adult Survey
(N=1,175)**

**Community
Conversations
(N=17)**

**Key Informant
Interviews
(N=27)**

Survey methods

- ▣ Limited to Santa Clara County LGBTQ adults (18+)
- ▣ Administered online and at SJ PRIDE and community events/locations
- ▣ Link to survey was distributed via email, social media, newspapers, websites
- ▣ Limitations:
 - “Convenience” sample (self-selected, not randomly selected)
 - Not representative of the LGBTQ population
 - Results cannot be compared to probability samples



Community conversations

8

Health and social issues

- ❑ Community connectedness and social cohesion
- ❑ Discrimination and acceptance
- ❑ Health care access and discrimination
- ❑ Families
- ❑ Outness
- ❑ Substance use and abuse
- ❑ Resiliency
- ❑ Safety
- ❑ Youth
- ❑ Mental health



Additional population specific conversations identified:

Latino/a LGBTQ (in Spanish); Asian; Seniors; Lesbian; Transgender men/women; African Americans; Youth (<18)

Key informant interviews

9

- ▣ 27 community leaders, experts, and service providers knowledge about particular issues or populations
- ▣ Similar topics as in community conversations



Community forum

10



SOCIODEMOGRAPHICS

Population size

12

- Lesbian or gay: 31,000 adults (3% of SCC adults)
- Bisexual: 16,000 adults (1% of SCC adults)
- Transgender: 3,500 adults (based on national estimates)

Age distribution by sexual orientation

	Heterosexual %	Lesbian or gay %	Bisexual %
Ages 18-24	13	8	20
Ages 25-39	34	49	47
Ages 40-64	48	40	30
Ages 65-79	6	4	--

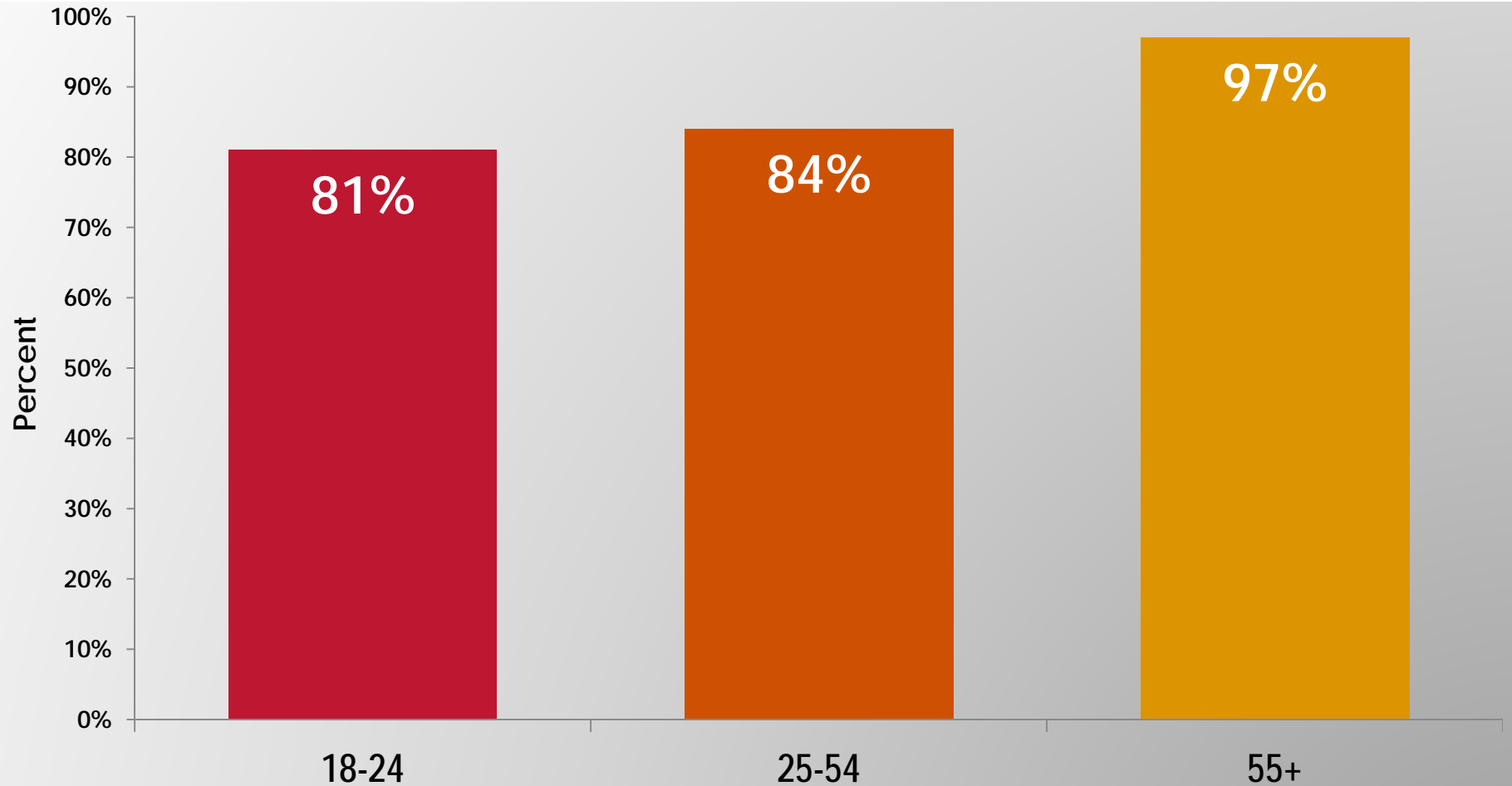
Source: UCLA Center for Health Policy Research, 2011-12 California Health Interview Survey

Note: Percentages may not add to 100% due to rounding.

HEALTHCARE

Percentage of LGBTQ survey respondents with health insurance by age

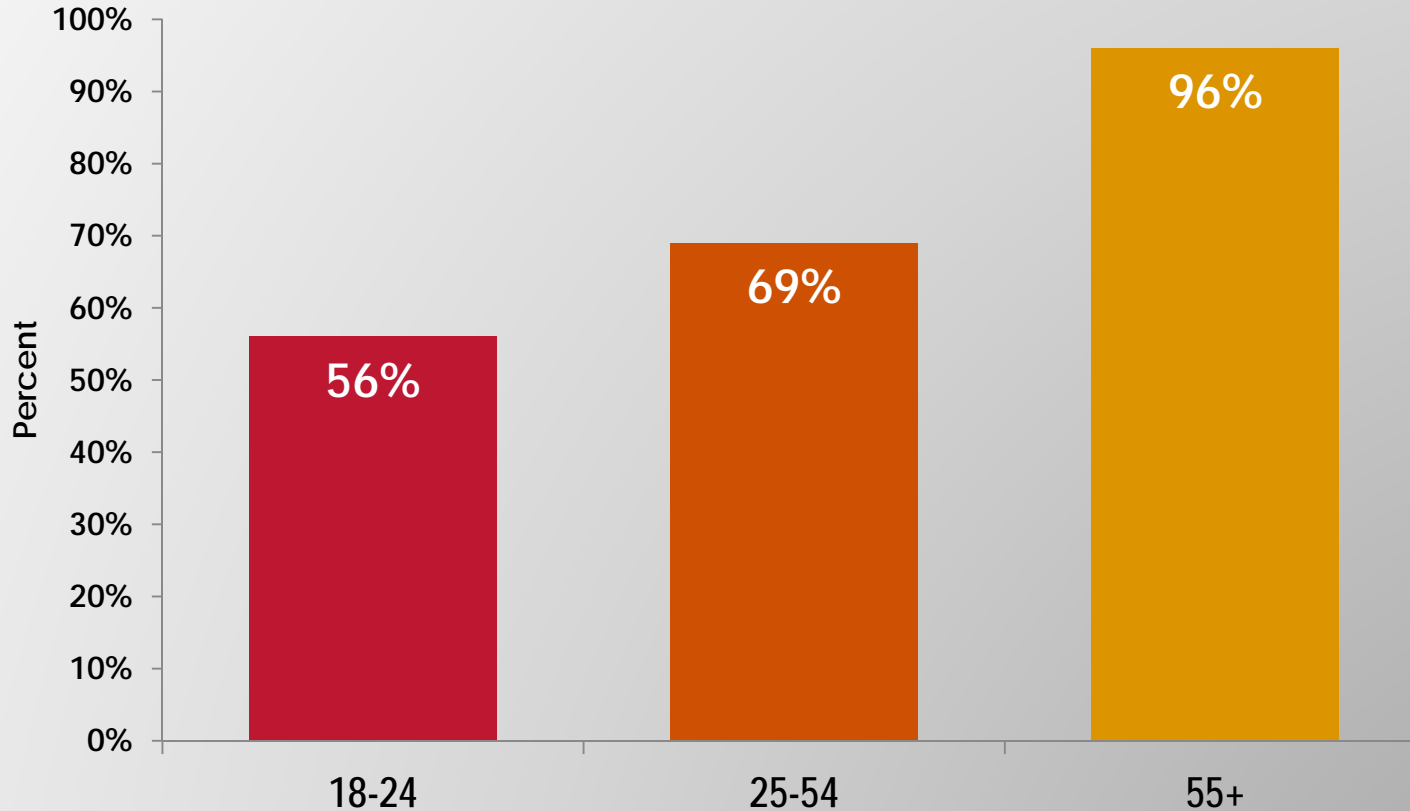
14



Source: Santa Clara County Public Health Department, 2013 LGBTQ Adult Survey

Percentage of LGBTQ survey respondents out to their healthcare provider by age

15



Source: Santa Clara County Public Health Department, 2013 LGBTQ Adult Survey

In their own words: Healthcare access

16

- ❑ *LGBTQ seniors reported that their Medicare plans did not cover their basic dental, vision and hearing needs.*
- ❑ *Transportation to and from medical services was cited as an obstacle for seniors, noting existing transportation services as “insufficient, unsafe or unaffordable”.*
- ❑ *LGBTQ seniors reported that “they did not feel comfortable taking public transit after dark”.*

In their own words: Medical provider competence

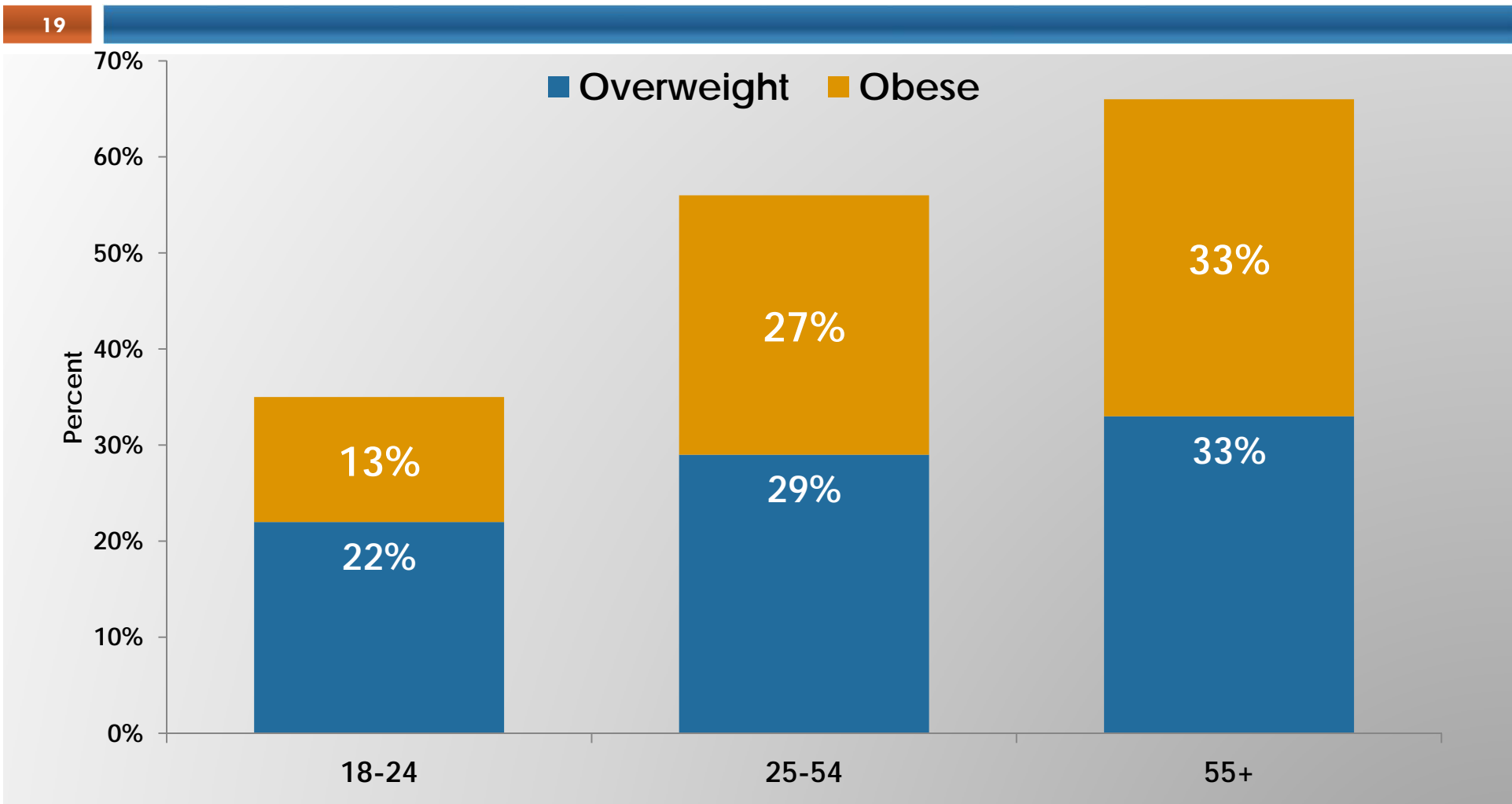
17

- ▣ *Being “LGBTQ friendly” is not enough; providers need to be “LGBTQ knowledgeable”.*
- ▣ *“It’s nice to educate our doctors [about trans issues], but I want to know that they know what they’re doing, and not just fudging a little bit and figuring it out on us.”*



PHYSICAL AND
MENTAL HEALTH

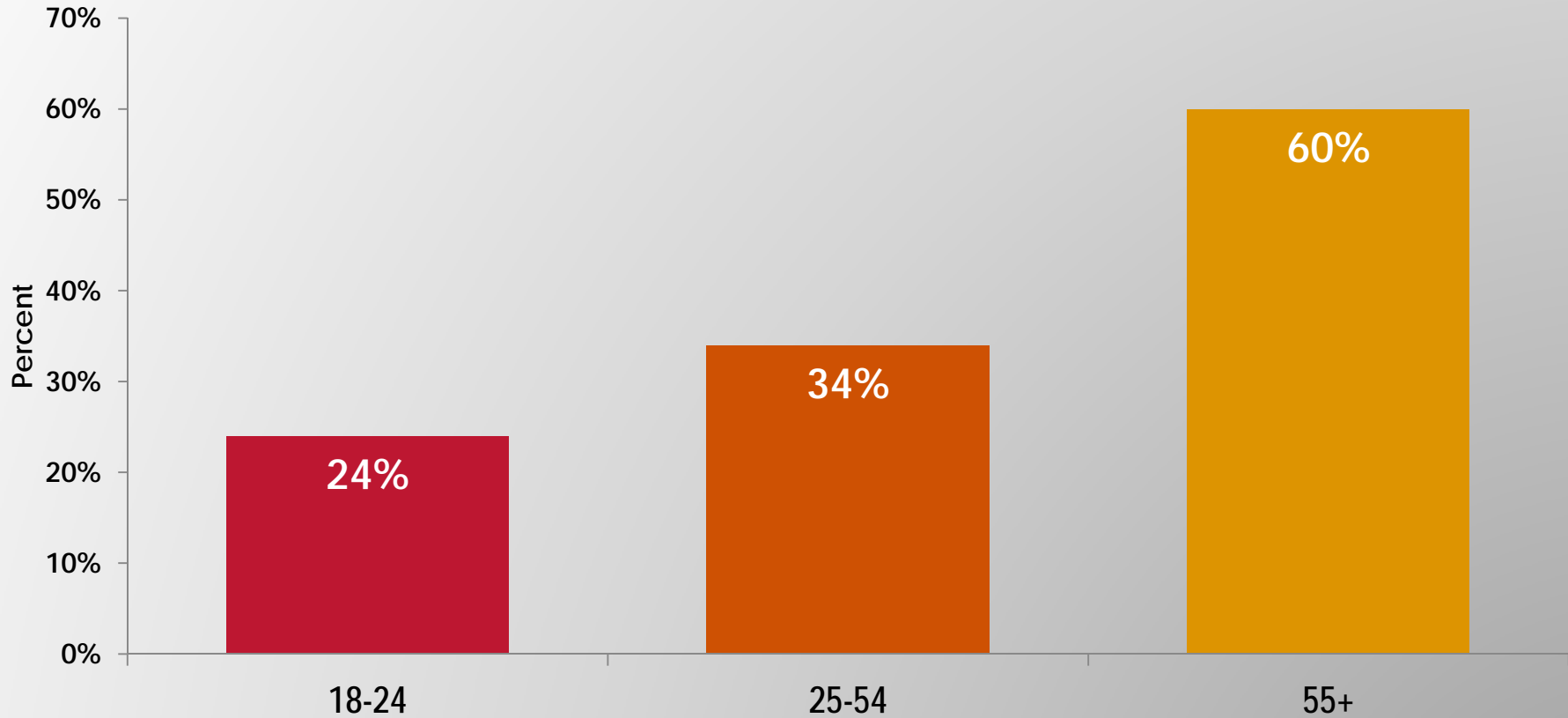
Percentage of LGBTQ survey respondents who are overweight or obese by age



Source: Santa Clara County Public Health Department, 2013 LGBTQ Adult Survey

Percentage of LGBTQ survey respondents who have ever been diagnosed with 1 or more physical chronic conditions by age

20



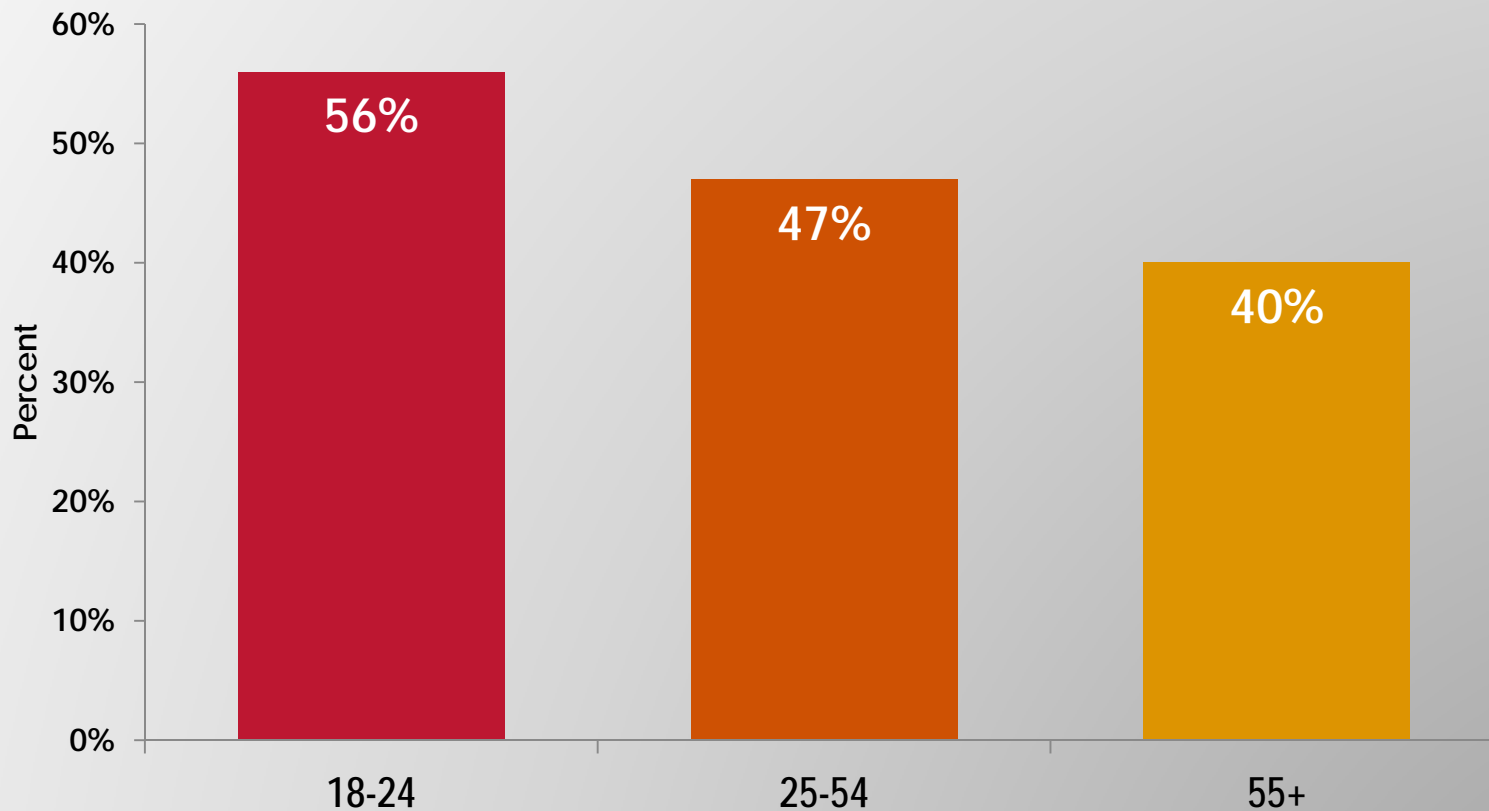
Source: Santa Clara County Public Health Department, 2013 LGBTQ Adult Survey

In their own words: Physical health

21

- ▣ *Community members noted that economic insecurity contributes to poor physical and mental health outcomes.*
- ▣ *Several LGBTQ seniors described making difficult choices about paying for medical care and other necessities.*

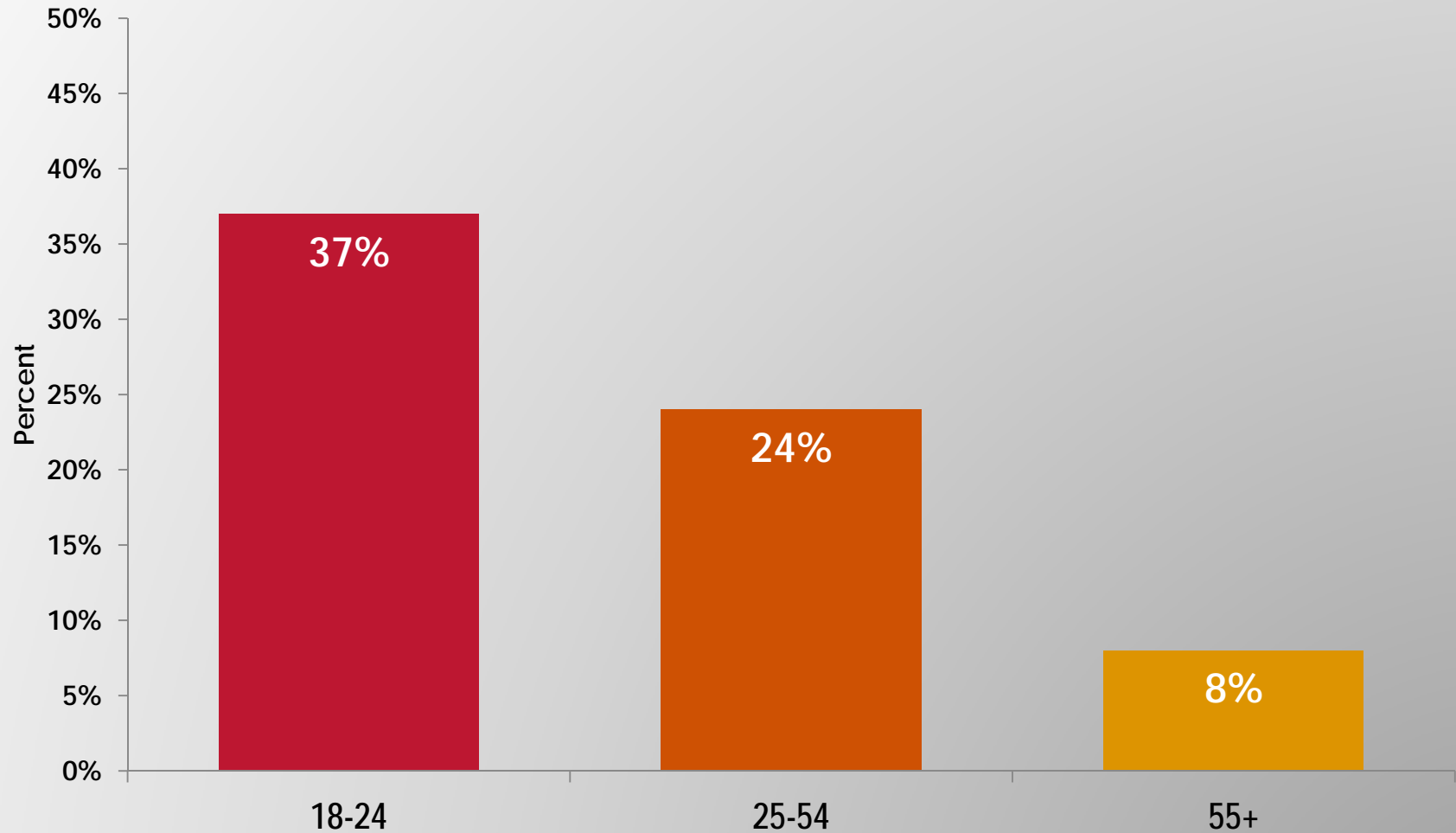
Percentage of LGBTQ survey respondents who felt that they might need to see a professional in the past 12 months because of concerns with their mental health, emotions, nerves, or use of alcohol or drugs by age



Source: Santa Clara County Public Health Department, 2013 LGBTQ Adult Survey

Percentage of LGBTQ survey respondents who seriously considered attempting suicide or self-harm in the past 12 months by age

23



Source: Santa Clara County Public Health Department, 2013 LGBTQ Adult Survey

6/6/2014

In their own words: Mental health

24

- ▣ *Community members described mental health as a serious concern, often connected to rejection, isolation, discrimination, and harassment.*
- ▣ *Participants noted that LGBTQ older adults are at risk for depression due to isolation from their families, financial difficulties and from coming of age during an era when homosexuality was perceived as a mental illness and homophobia and persecution was accepted and commonplace.*

SEXUALLY TRANSMITTED
INFECTIONS AND
SAFER SEX

People living with HIV/AIDS by age (2012)

Age group	N	%	Rates (per 100,000)
Overall	3,342	100%	182.8
<=14	7	0.2%	1.9
15 - 19	6	0.2%	5.1
20 - 29	210	6%	86.4
30 - 39	558	17%	201.9
40 - 49	1,145	34%	411.4
50 - 59	980	29%	400.8
60 - 64	238	7%	264.4
65+	198	6%	93.4

Testing for sexually transmitted infections

27

Among survey respondents who are men who have sex with men (MSM) ages 45+:

- ▣ 2% have never been tested for HIV
- ▣ 27% have never been tested for syphilis
- ▣ 24% have never been tested for gonorrhea

Source: Santa Clara County Public Health Department, 2013 LGBTQ Adult Survey

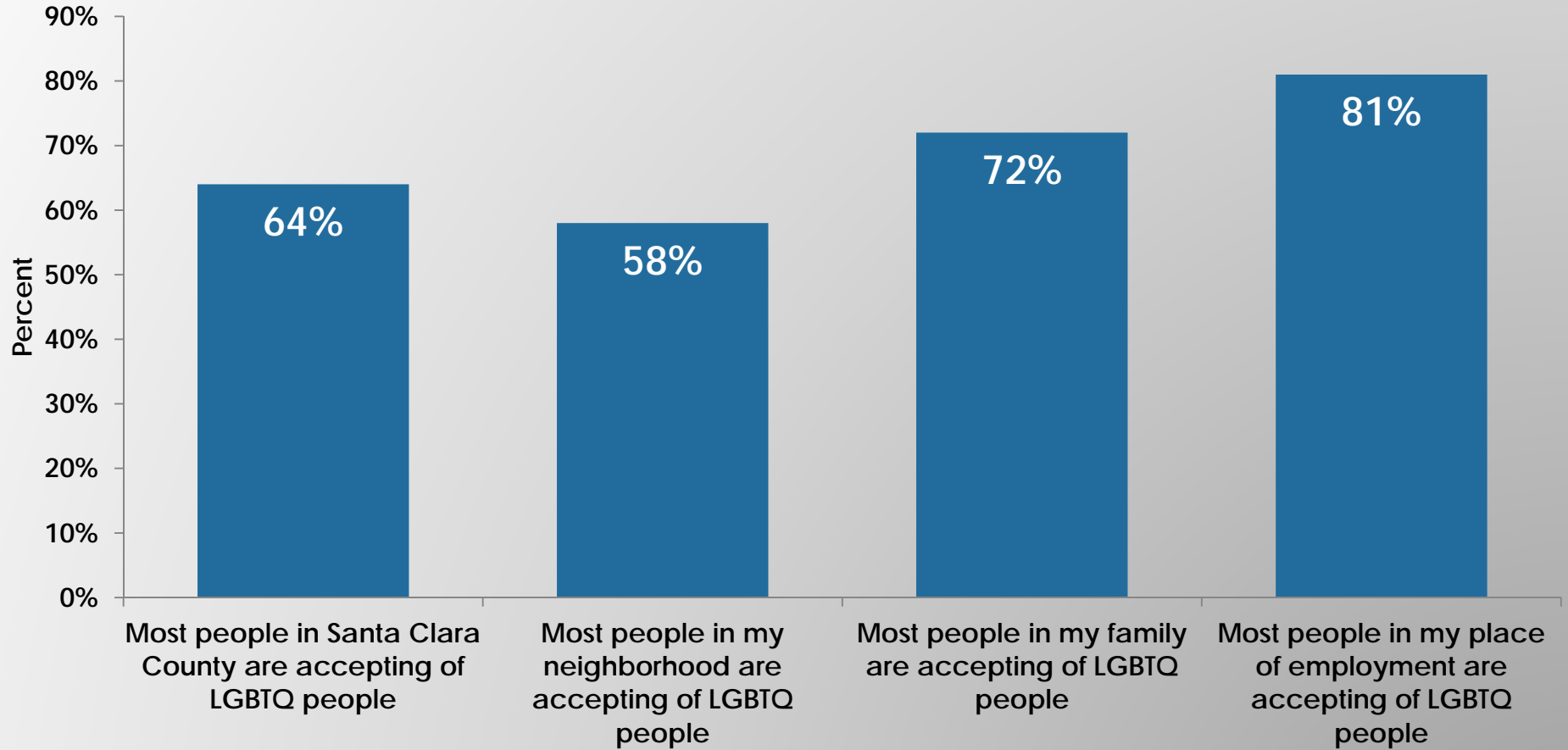
In their voices: STIs

28

- *Community members identified a shortage of HIV and other STI outreach and testing.*
- *Participants highlighted stereotypes about who is at risk for HIV and other STIs as a barrier to increasing access to HIV and other STI testing.*
- *“Normally, gay men go out of the county to San Francisco to get a one-stop shop service.”*

ACCEPTANCE AND DISCRIMINATION

Percentage of LGBTQ survey respondents ages 55 and older who agreed or strongly agreed with statements regarding social acceptance of LGBTQ people in Santa Clara County



Source: Santa Clara County Public Health Department, 2013 LGBTQ Adult Survey

Percentage of LGBTQ survey respondents who have come out by relationship type and age

Relationship type	Ages 18 to 24 %	Ages 25 to 54 %	Ages 55 and older %
LGBTQ friend	89	80	98
Friends who are not LGBTQ	85	75	93
Immediate family members	71	73	90
Extended family members	43	60	87
Spouse or partner	77	69	100
Healthcare provider	56	69	96
Coworkers	60	65	91

Source: Santa Clara County Public Health Department, 2013 LGBTQ Adult Survey

In their own words: Family and self-acceptance

32

- *Community members noted that an individual's socioeconomic status, age, cultural background, religion, and generation influence self-acceptance and outness.*
- *“They have gone through being LGBTQ in years when it was not socially accepted to be gay.”*
- *Community members also described challenges faced by LGBTQ older respondents related to family acceptance, including: isolation, rejection, verbal and physical abuse.*
- *“A lot of the LGBT seniors have depression because they are not out to their family and friends.”*

SOCIAL SERVICES

Social services

34

- 35% of LGBTQ respondents ages 65+ reported that they needed senior services but had a hard time accessing them
- Among respondents 55+:
 - 13% needed affordable housing
 - 12% needed transportation services
 - 11% needed nutrition services
 - 9% needed disability and special needs services
 - 9% needed job training and placement

Affordable housing and homelessness

35

- ❑ *The lack of safe and affordable housing options for LGBTQ individuals threatens emotional and physical well-being.*
- ❑ *Seniors pointed out that finding LGBTQ-friendly housing is especially challenging given that people their age tend to be less accepting of LGBTQ people than younger people.*
- ❑ *“[As a senior] there are two choices: Maintaining my identity and being isolated or going back to the closet after being out for so many years.”*

Next steps

36

- ❑ Disseminate widely: report available online & print
- ❑ Data from report and recommendations from forum will help inform: community organizations, county agencies, and elected officials
- ❑ Goal: generate equitable action-oriented solutions to improve the lives of the LGBTQ community

Acknowledgements

37

- Supervisor Ken Yeager, Dr. Marty Fenstersheib, and Mr. Fred Ferrer
- Public Health Department staff
 - CDIP: Kris Vantornhout and staff
 - HIV/AIDS: Maharlika Aguirre, Raj Gill, Jim McPherson
 - Communications: Danica Cho, Amy Cornell and Johanna Silverthorne
- Steering Committee and community organizations
- Special thanks to the LGBTQ community of Santa Clara County

Santa Clara County
PUBLIC HEALTH Great Things Start with Good Health

En Español | Tiếng Việt

- About SCCPHD
- For Residents
- For Partners
- For Providers
- For Media
- Disease Search

Home > For Partners > Data and Statistics

PRINT

Reports

This section contains health status reports and fact sheets created by the Public Health Department.

Status of LGBTQ Health in Santa Clara County, 2013
• Santa Clara County Public Health Department, 2013 LGBTQ Adult Survey

HIV/AIDS Report, 2012

Pertussis Report, through September 28, 2013

- Previous Pertussis Reports in 2013

Child Poverty in Santa Clara County Report, 2013

Obesity, Physical Activity and Nutrition Report, 2013

Secondhand Smoke and Multi-Unit Housing in Gilroy: A Desktop HIA, 2013

Influenza Reports

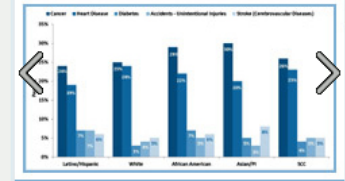
Influenza Report, January 12-18, 2014
Influenza Report, January 5-11, 2014

- Previous Influenza Reports

Status of Latino/Hispanic Health Santa Clara County 2012

- Executive Summary (English)
- Executive Summary (Spanish)
- Volume 1: Latino/Hispanic Health Matters
- Volume 2: Neighborhood Conditions that Affect Latino/Hispanic Health
- Appendix: Methods and Tools
- Additional Tables and Graphs
- Presentations
- Neighborhood Profiles

Leading Causes of Death for Latinos/Hispanics versus Other Racial/Ethnic Groups



External Links

- Centers for Disease Control and Prevention
- California Department of Public Health
- American FactFinder

Status of LGBTQ Health

Santa Clara County

2013

Santa Clara County
**PUBLIC
HEALTH**



One Community, Many Voices

Questions?